


Metal Film Resistors, Industrial, $\pm 1\%$, $\pm 5\%$ Tolerance



FEATURES

- 0.33 watt power rating
- $\pm 100\text{ppm}/^\circ\text{C}$ standard, $\pm 50\text{ppm}/^\circ\text{C}$ available upon request
- Superior electrical performance
- Flame retardant epoxy conformal coating
- Standard 4 or 5 band color code marking for ease of identification after mounting
- Tape and reel packaging for automatic insertion (52.4mm inside tape spacing per EIA-296-E)

STANDARD ELECTRICAL SPECIFICATIONS

MODEL	POWER RATING $P_{70^\circ\text{C}}$ W	LIMITING ELEMENT VOLTAGE MAX. V_{\cong}	TEMPERATURE COEFFICIENT* $\text{ppm}/^\circ\text{C}$	TOLERANCE %	RESISTANCE RANGE Ω	E-SERIES
CCF-50	0.33	200	100	$\pm 1, \pm 5$	10R - 1M	96 for 1% 24 for 5%

*50ppm/ $^\circ\text{C}$ on request

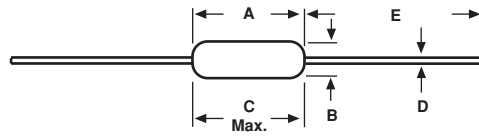
TECHNICAL SPECIFICATIONS

PARAMETER	UNIT	CCF-50
Rated Dissipation at 70 $^\circ\text{C}$	W	0.33
Maximum Working Voltage	V_{\cong}	≤ 200
Insulation Voltage (1min)	V_{eff}	>500
Dielectric Strength	VAC	450
Insulation Resistance	Ω	$\geq 10^{11}$
Operating Temperature Range	$^\circ\text{C}$	- 65 / + 165
Weight	g	0.11 max

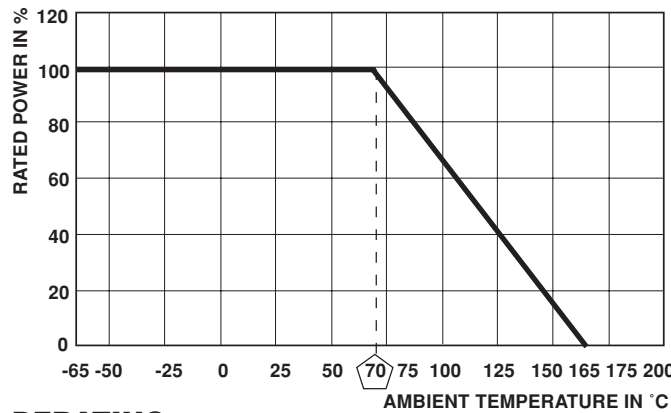
ORDERING INFORMATION

CCF-50 MODEL	3010 RESISTANCE	F TOLERANCE
	$\pm 1\% =$ Three significant digits and multiplier.	F = $\pm 1\%$
	$\pm 5\% =$ Two significant digits and multiplier.	J = $\pm 5\%$

DIMENSIONS in inches [millimeters]



DIMENSION	INCHES	MILLIMETERS
A	0.133 ± 0.010	[3.38 ± 0.025]
B	0.062 ± 0.004	[1.57 ± 0.10]
C(Max)	0.143	[3.63]
D	0.020 ± 0.002	[0.51 ± 0.05]
E	1.125 ± 0.040	[28.58 ± 1.02]



DERATING

MARKING

- 5 band colorband for ± 1%
- 4 band colorband for ± 5%

PERFORMANCE

TEST*	TYPICAL ΔR
Thermal Shock	± 0.1%
Short Time Overload	± 0.1%
Low Temperature Operation	± 0.1%
Moisture Resistance	± 0.2%
Resistance to Soldering Heat	± 0.05%
Shock	± 0.1%
Vibration	± 0.05%
Life	± 0.5%
Terminal Strength	± 0.1%
Dielectric Withstanding Voltage	± 0.05%

* Tests per MIL-R-10509.